















## Main Navigation Menu Guide

When you login to Online or Mobile Banking after March 25, you will notice there are less main menu options containing the services and tools to make access and navigation simple.

-  **Accounts:** Includes all Accounts and balances, including savings, checking, loans. Click on any account to see transaction history. You can also download or search for transactions.
-  **Move Money:** Loan Payments, Transfers, Member to Member transfers, Bill Pay (Pay Bills), Request a Check, External Transfers (Transfer to another Financial Institution) and Send Money with Zelle® - Coming April 2024! You can also schedule payments and transfers!
-  **Cards:** See Debit and Credit Card details, temporarily lock or unlock a card, report missing or damaged card, set up travel notifications, and Platinum CARGO Rewards Visa cardholders can view or redeem points.
-  **Deposit:** Deposit Checks to your account with Mobile Deposit!
-  **Statements:** View official eStatements and manage statement preferences (enroll or cancel eStatements).
-  **Financial Tracker:** Financial Tracker is a no-cost Personal Financial Management (PFM) tool from ILWU Credit Union which can help you track spending, set goals, establish realistic budgets and view and access your accounts from other institutions all in one place.
-  **Education:** Get up to date security alerts and fraud prevention tips.
-  **More Services:** Place stop payments, reorder checks, view routing and account numbers, set up or change Savings Jar, apply for a loan, get loan payoff amounts, link to rates.

## Features Located in the Top Right Corner:

-  **Messages:** Send direct message to ILWU Credit Union.
-  **Alerts:** Set up and manage Account Alerts, change Username or Password.
-  **Settings, Support & Locations:**
  -  **Settings:** Update Personal information including address, email and phone numbers. Change Security username or password. Customize the appearance of your online and mobile banking experience. Choose color themes and fonts.  
**Mobile Features** (only available under Settings on Mobile App): Includes setting up Face or fingerprint ID biometrics, right or left hand mode, and enabling “quick balances” which allows for balances to display before logging into Mobile App.
  -  **Support:** Routing number, Credit Union phone number, secured Contact Us form and terms and conditions.
  -  **Locations:** See all Branch Locations and hours.

